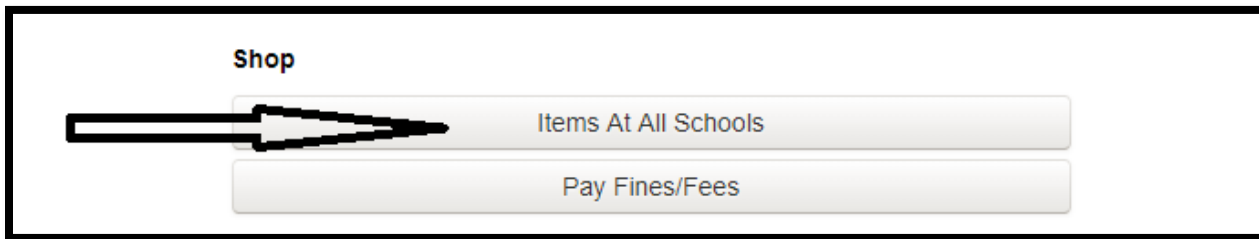


Directions to Donate Online for Tax Credit

Please go to the following website for a tax credit donation and follow the steps below.

<https://az-tempeunion.intouchrecepting.com/>

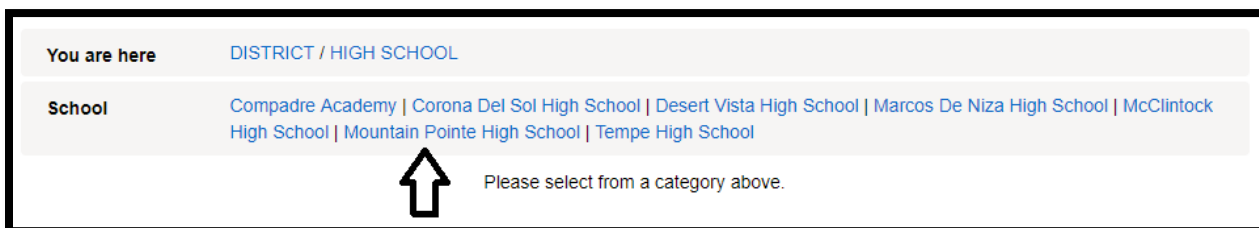
1. Click on the link under For Guest Users (non-parent users):
2. Fill out the New Account Form.
3. Click Sign Up
4. Click **Items At All School** button under shop.



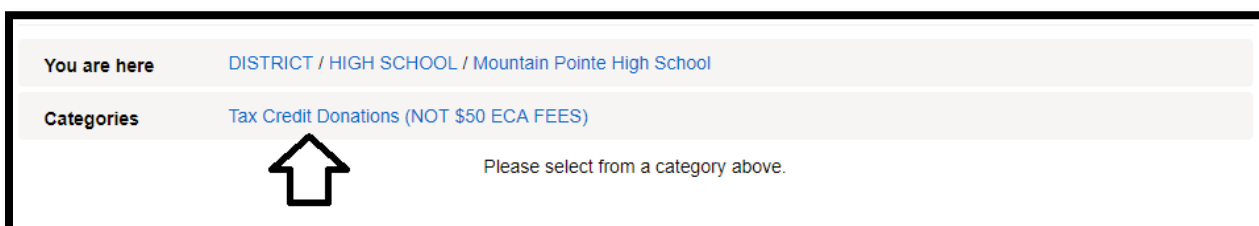
5. Click HIGH SCHOOL.



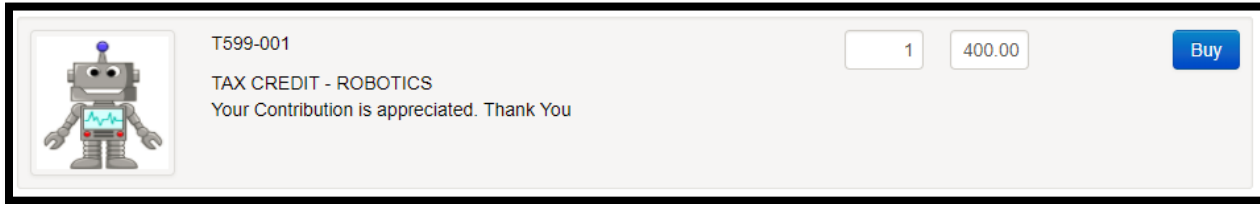
6. Click Mountain Pointe High School.



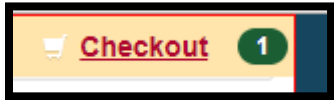
7. Click Tax Credit Donations



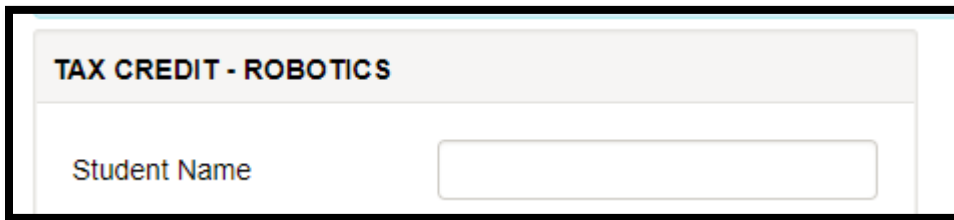
8. Scroll Down to TAX CREDIT – ROBOTICS **(THIS IS THE MOST IMPORTANT STEP TO GUARENTEE ALL FUNDS GO TO ROBOTICS)**



9. Add the amount you would like to donate, \$200, \$400, ect.
10. Click BUY. This will send your order into the Checkout at the top right of the screen.



11. Click Checkout.
12. Proceed through the Check-Out Steps.
13. If you are sponsoring a student, you can put their name in additional information during check out..



14. Put in your credit card information.
15. Click Pay Now.

Thank you for taking the time to supporting Mountain Pointe Robotics Team!